



Location: ACL1 - City Hall

Report on 24-hour TSP monitoring

Action Level ($\mu\text{g}/\text{m}^3$) - 163

Limit Level ($\mu\text{g}/\text{m}^3$) - 260

Date	Sampling Time	Weather Condition	Filter paper no.	Filter Weight, g		Elapse Time, hr		Sampling Time, hr	Flow Rate, m^3/min			Total Volume, m^3	TSP Level, $\mu\text{g}/\text{m}^3$
				Initial	Final	Initial	Final		Initial, Q_{si}	Final, Q_{sf}	Average		
5-Dec-17	8:00	Fine	23280	2.6817	2.8582	2959.62	2983.62	24.00	0.85	0.85	0.85	1222	144.4
11-Dec-17	8:00	Fine	22844	2.6533	2.8150	2986.62	3010.62	24.00	0.85	0.85	0.85	1222	132.3
16-Dec-17	8:00	Fine	22851	2.6673	2.8141	3013.62	3037.62	24.00	0.86	0.87	0.86	1244	118.0
22-Dec-17	8:00	Fine	23225	2.6766	2.8183	3040.63	3064.63	24.00	0.85	0.85	0.85	1226	115.6
28-Dec-17	8:00	Fine	23422	2.6124	2.7399	3067.63	3091.63	24.00	0.85	0.85	0.85	1225	104.0

Report on 1-hour TSP monitoring

Action Level ($\mu\text{g}/\text{m}^3$) - 460

Limit Level ($\mu\text{g}/\text{m}^3$) - 500

Date	Sampling Time	Weather Condition	Filter paper no.	Filter Weight, g		Elapse Time, hr		Sampling Time, hr	Flow Rate, m^3/min			Total Volume, m^3	TSP Level, $\mu\text{g}/\text{m}^3$
				Initial	Final	Initial	Final		Initial, Q_{si}	Final, Q_{sf}	Average		
6-Dec-17	9:15	Fine	23275	2.6620	2.6721	2983.62	2984.62	1.00	0.85	0.85	0.85	51	198.4
6-Dec-17	10:30	Fine	23262	2.6817	2.6917	2984.62	2985.62	1.00	0.85	0.85	0.85	51	196.4
6-Dec-17	13:00	Fine	23253	2.6990	2.7131	2985.62	2986.62	1.00	0.85	0.85	0.85	51	277.0
12-Dec-17	8:30	Cloudy	23235	2.6915	2.6959	3010.62	3011.62	1.00	0.85	0.85	0.85	51	86.3
12-Dec-17	9:48	Cloudy	22946	2.6662	2.6755	3011.62	3012.62	1.00	0.85	0.85	0.85	51	182.3
12-Dec-17	13:00	Cloudy	22841	2.6636	2.6697	3012.62	3013.62	1.00	0.72	0.72	0.72	43	142.0
18-Dec-17	11:00	Fine	23393	2.6808	2.6862	3037.62	3038.62	1.00	0.73	0.73	0.73	44	123.1
18-Dec-17	13:00	Fine	23474	2.6098	2.6165	3038.62	3039.62	1.00	0.87	0.87	0.87	52	128.8
18-Dec-17	14:02	Fine	23473	2.6182	2.6262	3039.62	3040.62	1.00	0.87	0.87	0.87	52	153.8
23-Dec-17	9:11	Fine	23431	2.6013	2.6067	3064.63	3065.63	1.00	0.85	0.85	0.85	51	106.2
23-Dec-17	10:14	Fine	23428	2.6063	2.6105	3065.63	3066.63	1.00	0.71	0.71	0.71	43	98.0
23-Dec-17	13:00	Fine	23426	2.6151	2.6167	3066.63	3067.63	1.00	0.71	0.71	0.71	43	37.4
29-Dec-17	9:05	Fine	23669	2.6581	2.6630	3091.63	3092.63	1.00	0.85	0.85	0.85	51	96.1
29-Dec-17	10:35	Fine	23619	2.5971	2.6031	3092.63	3093.63	1.00	0.85	0.85	0.85	51	117.7
29-Dec-17	13:00	Fine	23663	2.6611	2.6651	3093.63	3094.63	1.00	0.85	0.85	0.85	51	78.4



Location: ACL2a - Contractor HK/2012/08 Site office

Report on 24-hour TSP monitoring
Action Level ($\mu\text{g}/\text{m}^3$) - 187.3
Limit Level ($\mu\text{g}/\text{m}^3$) - 260

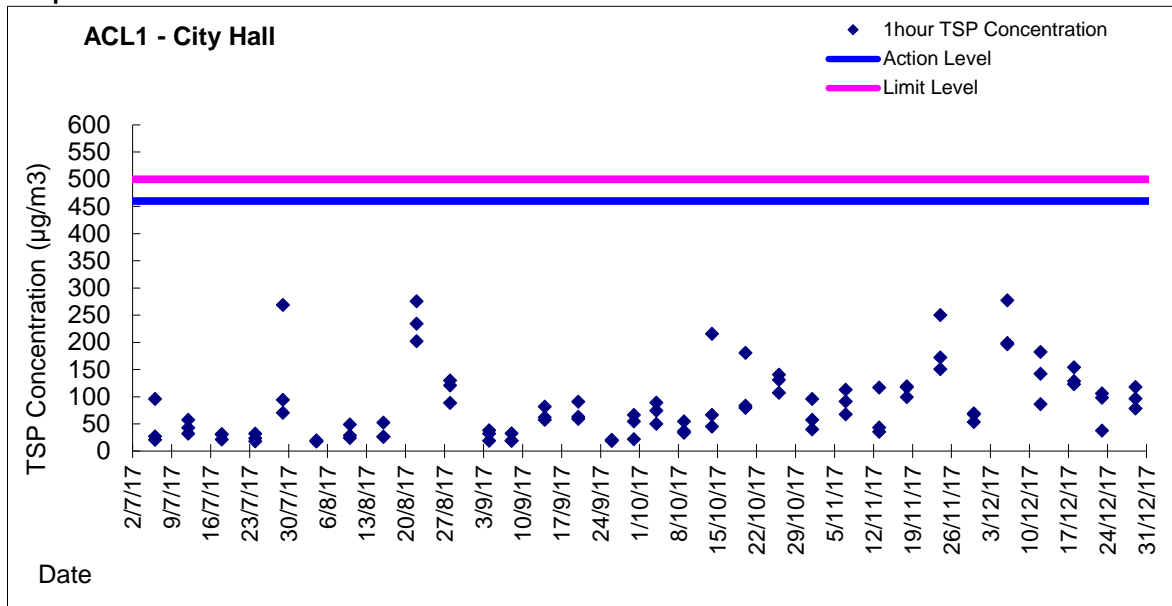
Date	Sampling Time	Weather Condition	Filter paper no.	Filter Weight, g		Elapse Time, hr		Sampling Time, hr	Flow Rate, m^3/min			Total Volume, m^3	TSP Level, $\mu\text{g}/\text{m}^3$
				Initial	Final	Initial	Final		Initial, Q_{si}	Final, Q_{sf}	Average		
5-Dec-17	8:00	Fine	23279	2.6782	2.8226	8180.85	8204.85	24.00	1.22	1.22	1.22	1758	82.1
11-Dec-17	8:00	Fine	21114	2.9027	3.0723	8207.85	8231.85	24.00	1.22	1.22	1.22	1758	96.5
16-Dec-17	8:00	Fine	23357	2.6863	2.8382	8234.85	8258.85	24.00	1.23	1.24	1.23	1777	85.5
22-Dec-17	8:00	Fine	23467	2.6018	2.7467	8261.85	8285.85	24.00	1.22	1.22	1.22	1757	82.5
28-Dec-17	8:00	Fine	23561	2.6206	2.7734	8288.85	8312.85	24.00	1.22	1.22	1.22	1761	86.8

Report on 1-hour TSP monitoring
Action Level ($\mu\text{g}/\text{m}^3$) - 300.1
Limit Level ($\mu\text{g}/\text{m}^3$) - 500

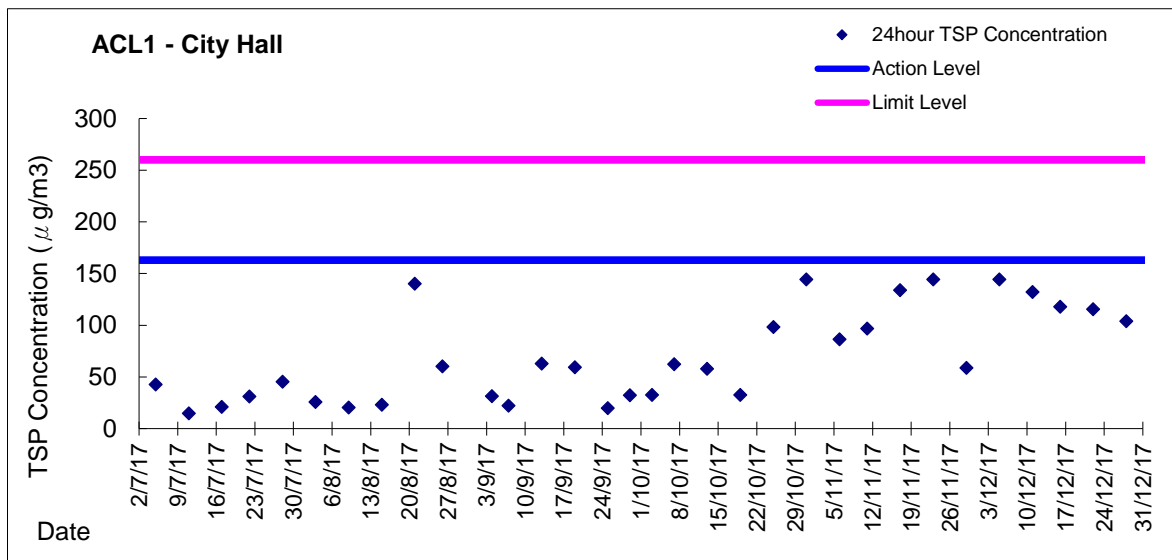
Date	Sampling Time	Weather Condition	Filter paper no.	Filter Weight, g		Elapse Time, hr		Sampling Time, hr	Flow Rate, m^3/min			Total Volume, m^3	TSP Level, $\mu\text{g}/\text{m}^3$
				Initial	Final	Initial	Final		Initial, Q_{si}	Final, Q_{sf}	Average		
6-Dec-17	8:55	Fine	23169	2.6737	2.6806	8204.85	8205.85	1.00	1.22	1.22	1.22	73	94.2
6-Dec-17	10:57	Fine	23264	2.6777	2.6836	8205.85	8206.85	1.00	1.22	1.22	1.22	73	80.6
6-Dec-17	13:00	Fine	23270	2.6673	2.6763	8206.85	8207.85	1.00	1.22	1.22	1.22	73	122.9
12-Dec-17	9:55	Cloudy	23374	2.6490	2.6594	8231.85	8232.85	1.00	1.22	1.22	1.22	73	141.8
12-Dec-17	11:00	Cloudy	22847	2.6835	2.6920	8232.85	8233.85	1.00	1.10	1.10	1.10	66	128.3
12-Dec-17	13:00	Cloudy	23364	2.6908	2.7005	8233.85	8234.85	1.00	1.22	1.22	1.22	73	132.3
18-Dec-17	8:55	Fine	23485	2.6062	2.6137	8258.85	8259.85	1.00	1.24	1.24	1.24	74	101.1
18-Dec-17	10:30	Fine	23477	2.6154	2.6233	8259.85	8260.85	1.00	1.24	1.24	1.24	74	106.4
18-Dec-17	13:35	Fine	23471	2.6208	2.6278	8260.85	8261.85	1.00	1.18	1.18	1.18	71	99.1
23-Dec-17	8:55	Fine	23577	2.6198	2.6277	8285.85	8286.85	1.00	1.22	1.22	1.22	73	107.9
23-Dec-17	9:57	Fine	23573	2.6017	2.6075	8286.85	8287.85	1.00	1.22	1.22	1.22	73	79.2
23-Dec-17	10:59	Fine	23566	2.6112	2.6180	8287.85	8288.85	1.00	1.22	1.22	1.22	73	92.9
29-Dec-17	8:45	Fine	23672	2.6439	2.6499	8312.85	8313.85	1.00	1.22	1.22	1.22	73	81.8
29-Dec-17	10:25	Fine	23615	2.6211	2.6287	8313.85	8314.85	1.00	1.22	1.22	1.22	73	103.7
29-Dec-17	13:00	Fine	23620	2.6091	2.6143	8314.85	8315.85	1.00	1.22	1.22	1.22	73	70.9



Graphic Presentation of 1 hour TSP Result

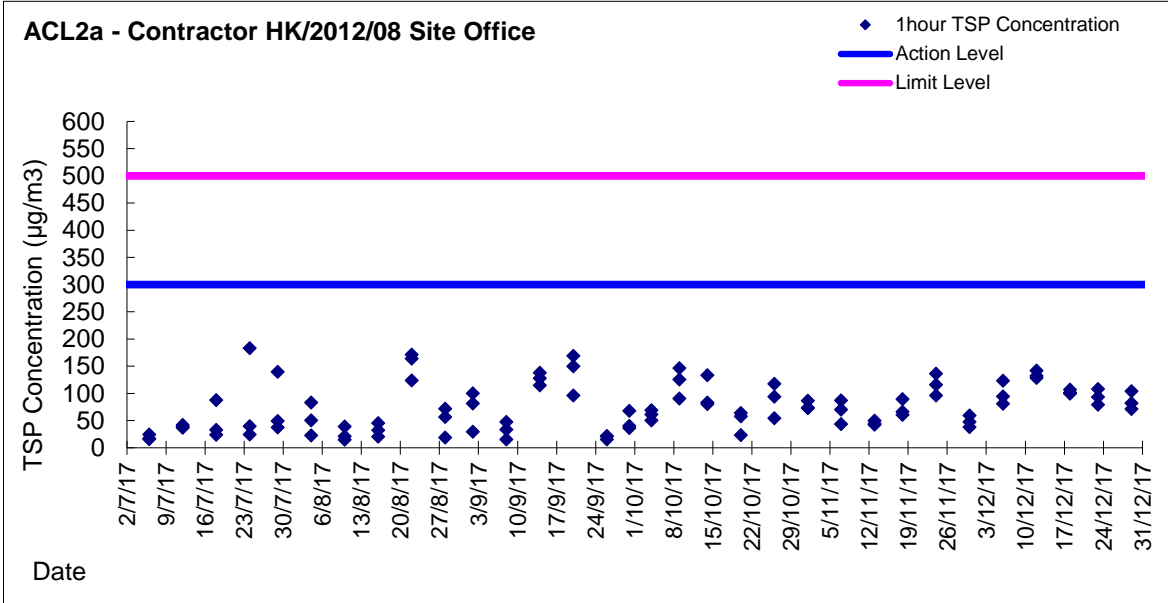


Graphic Presentation of 24 hour TSP Result





Graphic Presentation of 1 hour TSP Result



Graphic Presentation of 24 hour TSP Result

